


Holy Week

Daily Pack



DEEPER  KIDMIN



Jesus Without Language

Using the Material



How to teach your child

As a parent, you know your child better than anyone else. God gave you this child; trust in that knowledge. The aim of this daily material is to give you something simple you can do to make this week special.

- 1 Talk with your child about how this is a special week.
- 2 Gather the materials you need and then sit down and read the talk text.
- 3 Have your child(ren) choose what comes next - a game or the activity.
- 4 Cut out your daily card and place somewhere around the house as a reminder.
- 5 Say the short prayer with your child.

TALK

There are two versions, one for kids and a simplified one for preschool. The daily cards contain the same text.

PRAY

A simple prayer to say with your child.

PLAY

Simple games you can play or activities to introduce the ideas or start discussions.

TINY

This sign is attached when an activity would be suitable for preschool ages.



MAKE

This little activity helps the hands-on learner.

CARD

Each day comes with a small card to cut out. The preschool ones can be found at the end of the pack. Make a ladder or a chain of these as a way of building towards Easter.



About the Author

Kate is a missionary living in Serbia, a wife and a mother, a missionary associate with CMS (Church Mission society), but most of all a child of the divine. She writes kids ministry material on Jesus-without-language.net and blogs about life over at MissionMummy.com. Kate got involved in children's ministry in the church crèche at just 12 years old. She has worked with babies, toddlers, through all the ages up to university students. After some years in full time church children's and youth work, she embarked on a mission trip to Serbia and met her husband. Serbia became their permanent home. Needing to translate she struggled to find suitable material and started writing her own. With almost no knowledge of the local language she named her project 'Jesus-Without-Language'. The resulting web-site is now used by thousands worldwide.

All material is from Kate at Jesus without language and under copyright.

You can make as many copies of this material as you need, you can email the files or even hand out hard copies. You may not host this file on a website or shared drive, nor can you publish parts of this material in a printed document. You may not remove any copyright or watermark nor sell any derivative of this work as your own creation.



Published by DeeperKidmin.com



Holy Week : Monday

TALK

Cuddle up and tell the story if you know it - alternatively here's a version you can use.


After Palm Sunday's great entrance today can come as a shock.

Preschool:

Jesus went to his father's house, God's house, the temple. People were excited to see Jesus but he was angry to see the people playing with money in the special building. The temple should be a place for meeting with God, not a place to have a market and get rich selling things. Jesus got so angry that he turned over the tables. Jesus wanted to clean out and tidy up the building to keep it special.

Kids:

When Jesus reached the temple, it looked a bit like a market. People were changing their coins for special temple coins and buying special temple things. Jesus got angry! People were making a lot of money with their special temple businesses. Jesus turned over the tables, sending the special temple goods and the coins flying all over the place. He shouted from the scriptures, "My house will be called a house of prayer,' but you are making it 'a den of robbers'!"



Parents sheet

"My house will be called a house of prayer."
Matthew 21:13

PLAY

Scatter– Pile coins on the table and then scatter them off the edge. Have your child help the temple sellers by picking up the coins.

Tower – Have your child build coin towers, how tall can they make them? It doesn't need to be coins, it could be anything. Talk about how they feel when the tower collapses or someone knocks it over.

MAKE a memory game.

You need : ten coins, post-it note, pen and scissors.



Lightly fold the post-it note so you can identify the sticky part. Write the letters for the word prayer.

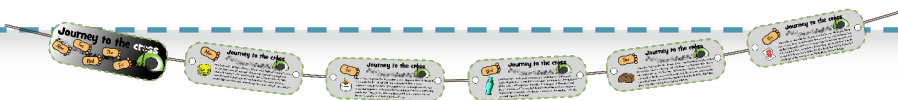

Cut round the letters and attach to six of the coins. You may want to attach x's to the remaining coins.

Give the children the coins with the letters face down. Ask them to describe the meaning attached to coins. Then get them to turn the coins over and find the word 'prayer'.



PRAY

Lord, please help us to recognise the true value in what you have given us. Help us to remember that your house is for worshipping you, and time with you is special and should be protected. Amen.



Stick up this reminder somewhere in your house.



Journey to the cross



When Jesus reached the temple, it looked a bit like a market. People were changing their coins for special temple coins and buying special temple things. Jesus got angry! People were making a lot of money with their special temple businesses. Jesus turned over the tables, sending the special temple goods and the coins flying all over the place. He shouted from the scriptures, "My house will be called a house of prayer,' but you are making it 'a den of robbers'!"



Holy Week : Tuesday

TALK

Cuddle up and tell the story if you know it - alternatively here's a version you can use.


Now that the temple is all shook up, Jesus goes back to storytelling mode.

Preschool:

Jesus was telling his disciples stories, and today we remember one special one. It's about 10 girls who had oil lamps to take to a party. 5 girls were wise - they had brought extra oil - but 5 foolish girls didn't. All night the oil burned down and down. The 5 foolish girls had to leave to get some more oil and missed the party. Jesus doesn't want us to miss the party.

Kids:

Jesus's friends thought something big was about to happen. They asked Jesus what the end of time would be like. Jesus started to tell many parables. He told them there were ten bridesmaids waiting for the wedding. Five bridesmaids were wise and bought extra oil for their lamps. When the groom arrived, the five foolish bridesmaids had gone to find more oil. When they came to the party, the groom sent them away. Jesus was telling his friends to be prepared because they would not be told at what time the end would come.



Parents
sheet

"Therefore keep watch, because you do not know the day or the hour."
Matthew 25:13

PLAY

Hidden light - Play hide the object using a torch or glow stick. How easy was it to find? Was it easier to find when the room was brighter? Did its light make it easier to discover?

I Packed My Bag - This classic game, also called "When I went to Grandma's" is a memory game listing all the things you'd take with you. Take turns to recite the whole list of items in the bag before listing a further item. How many can you remember?



PRAY

Lord, we do not know the future, but you do. Please help us to be ready for you when you call us. Amen.

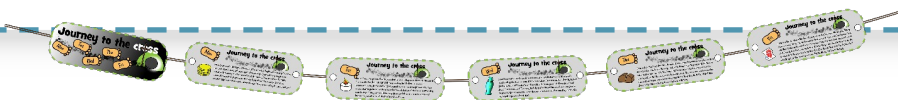

MAKE an oil lamp.

You need : candle, dough, rolling pin and knife.



Alternatively; thick card, glue and colour pens.

Make or source your favourite dough and roll it out (or use heavy card) and cut the shape of an oil lamp. This is like a fat tear shape with a small rectangle handle at the round end. Give the youngsters the shape and a candle. Decorate the oil lamp to identify that it is theirs. Attach the candle by pushing into the centre of the dough or gluing it onto the card or hardened dough.



Stick up this reminder somewhere in your house.



Journey to the cross

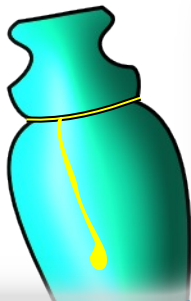


Jesus's friends thought something big was about to happen. They asked Jesus what the end of time would be like. Jesus started to tell many parables. He told them there were ten bridesmaids waiting for the wedding. Five bridesmaids were wise and bought extra oil for their lamps. When the groom arrived, the five foolish bridesmaids had gone to find more oil. When they came to the party, the groom sent them away. Jesus was telling his friends to be prepared because they would not be told at what time the end would come.



Holy Week : Wednesday

Parents sheet



TALK

Cuddle up and tell the story if you know it - alternatively here's a version you can use.

Jesus may be away from the crowds, but he is still getting visitors.

Preschool:

Jesus and his friends were sitting in a house when a lady came in with a beautiful jar of perfume. She walked over to Jesus and poured all the perfume over his head. Everyone in the room could smell the beautiful aroma. The disciples were shocked, but Jesus was smiling. Jesus knew that she had shown him great love by giving him something so precious.

Kids:

Jesus knew that it would soon be his time to die. When people died they would be covered in sweet smelling oils. A woman came into the house where Jesus was and knelt down by his feet. She took out a beautiful alabaster jar filled with perfume and poured it all over Jesus's head. Jesus's friends were upset. The money the lady spent on the perfume could have been given to the poor. But Jesus thanked the woman because he knew she had done something special. She had helped prepare him for his death.

"When she poured this perfume on my body, she did it to prepare me for burial."

Matthew 26:12

PLAY

What's that smell - Find different things that smell in your house. Which smell nice? Which don't?

Oil reveal - Grab some paper and draw a picture on one side without showing the other person. Turn the paper over and give it to another person and have them lightly brush oil over the page to find the picture. The oil is revealing just as the anointing was revealing Jesus as king.

PRAY

Lord, teach us how to be people always ready to give, to share what you have given to us with your people. Teach us to honour you with the things we share. Amen.



MAKE a perfume container.

You need : jar, glue, coloured paper.



Use a glass or plastic jar and decorate with torn paper. Talk about how precious the perfume was

This works best with liquid glue and tissue paper.


OR

MAKE a perfume reminder.

You need : non-fray fabric, scissors, perfume or essential oil



Cut a shape you associate with today's passage out of fabric (a jug, a cross, a crown). Make a button hole slit. Add a scent and attach to a button on your clothing to take with you through the day.



Stick up this reminder somewhere in your house.



Journey to the cross

Wed



Jesus knew that it would soon be his time to die. When people died they would be covered in sweet smelling oils. A woman came into the house where Jesus was and knelt down by his feet. She took out a beautiful alabaster jar filled with perfume and poured it all over Jesus's head. Jesus's friends were upset. The money the lady spent on the perfume could have been given to the poor. But Jesus thanked the woman because he knew she had done something special. She had helped prepare him for his death.

Holy Week : Thursday

TALK

Cuddle up and tell the story if you know it - alternatively here's a version you can use.

The time has come for Jesus' last hours to begin.

Preschool:

It was a special day for Jesus and his friends; it was the day they remembered God saving his people. Everybody sat down for the special meal of roast meat and flat bread. Bread takes a long time to make, but this bread was made in a rush, super quick. Jesus did something new this year: he took this bread and broke it. He told his friends to remember him when they broke the bread.

Kids:

Jesus and his friends sat down for a big meal. It was a special occasion, so everyone was there. Jesus took the bread like he did every meal and he thanked God for providing it. Then he said something new. Jesus told his friends that this bread was like his body and broke the bread apart, and that the wine was like his blood. He said this was a new promise from God, and that this promise would forgive people for the things they did that upset God. Then Jesus told his friends this would be his last meal with them.

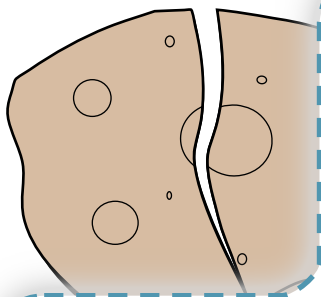


MAKE a meal.

You need : red juice, frying pan, rolling pin, 2 cups of flour, 2/3 cup water, 1 tablespoon olive oil, pinch of salt

Put the juice aside.
 Mix the other ingredients.
 Knead well until smooth then sit to rest for 10 minutes.
 Pinch a small ball (walnut size).
 Roll out into a flat circle as thin as possible.
 Place in a preheated dry frying pan for a couple of minutes on each side until it browns slightly.
 Pour the juice and enjoy a snack with your child.
 (No ingredients, use whatever bread or crackers you have)

Parents sheet



"My appointed time is near. I am going to celebrate the Passover."
 Matthew 26:18

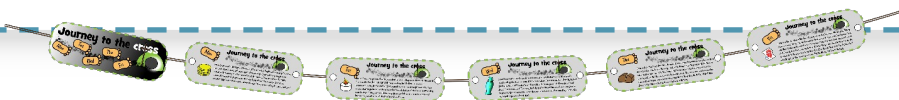
PLAY

Invite – Run around the house and collect all the character toys. This is a special event, a special meal, and we are all invited. Have them sit in a circle and introduce themselves.

Taste this – Raid your house for unusual tastes. Blindfold the child and get them to guess what they are tasting.

PRAY

Lord, this was your last meal, a time to be with those who already knew and loved you. Thank you for giving us food to eat and families to love. Please be with all those we are close to today. Amen.




Stick up this reminder somewhere in your house.



Journey to the cross

Thu



Jesus and his friends sat down for a big meal. It was a special occasion, so everyone was there. Jesus took the bread like he did every meal and he thanked God for providing it. Then he said something new. Jesus told his friends that this bread was like his body and broke the bread apart, and that the wine was like his blood. He said this was a new promise from God, and that this promise would forgive people for the things they did that upset God. Then Jesus told his friends this would be his last meal with them.

Holy Week : Friday

TALK

Cuddle up and tell the story if you know it - alternatively here's a version you can use.

The time has come. Just remember that we know how this story ends.

Preschool:

Some of the people who didn't like Jesus found him and arrested him. They took him to important men. They told lies. They paid the crowd to shout nasty things. They arranged for Jesus to die. Jesus died on a wooden cross. Lots of churches have crosses; have you seen one? But death was not the end of Jesus's story. On Sunday morning Jesus would come back, even death could not beat him.

Kids:

Jesus had lived a perfect life. On Good Friday, people lied about Jesus and paid crowds to shout. The leaders got scared and agreed to kill him. They nailed Jesus to a cross, a painful way to kill a man, and there he died. Jesus had died for a reason, to deal with all the brokenness in the world. He removed all the things separating us from God. Even though things looked dark, Jesus had brought light. But his friends didn't know that yet!

MAKE a memory game.

You need : push pins, cork board, thin paint or ink, paper, sponge for paint.




Take the piece of paper and talk about how perfect its colour is, how clean it looks.

Push pins into the paper to form a cross. Lightly paint over the pins with a sponge. Remove the pins to show the white circles.

Let the kids make their own crosses from pins and paint, they can be intricate or simple.



Parents sheet



"he said, "It is finished."
Then he bowed his head and died."
John 19:30

PLAY

Story ends - Begin the story... "Once upon a time there lived a man who was very sad. He had no food and no home. One day something amazing happened..." Oh dear! Can you complete the story? The beginning of the story was sad. Can you give it a happy ending?

Cross spot - Our houses are full of intersecting lines making crosses. How many crosses can you spot? Have older kids make a list or challenge them to find a certain number.

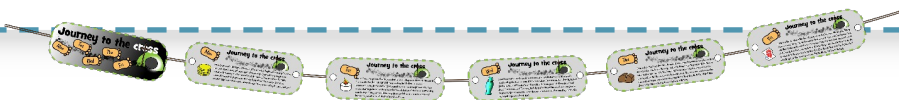

PRAY

Lord, we know your friends were sad. We pray today you will be with all those who are also sad because they are scared or because they don't see the future. We thank you that we know the end of this story. Amen.



PS

Think your kids are too young for sharp pins? Why not eat a hot cross bun or make crosses out of sticks and decorate them to remind ourselves the sad story has a happy ending?



Stick up this reminder somewhere in your house.



Journey to the cross



Jesus had lived a perfect life. On Good Friday, people lied about Jesus and paid crowds to shout: The leaders got scared and agreed to kill him. They nailed Jesus to a cross, a painful way to kill a man, and there he died. Jesus had died for a reason, to deal with all the brokenness in the world. He removed all the things separating us from God. Even though things looked dark, Jesus had brought light. But his friends didn't know that yet!

Journey to the cross

Toddler / Preschool

Mon

Tue

Wed

Thu

Fri

Journey to the cross



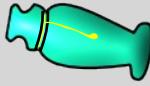
Jesus went to his father's house, God's house, the temple. People were excited to see Jesus but he was angry because he was playing with money in the special building. The temple should be a place for meeting with God, not a place to have a market and get rich selling things. Jesus got so angry he turned over the tables. Jesus wanted to clean out and tidy up the building to keep it special.

Tue



Journey to the cross

Jesus was telling his disciples stories and today we remember one special one. It's about 10 girls who had oil lamps to take to a party. 5 girls were wise, they had brought extra oil, but 5 silly girls didn't. All night the oil burned down and down. The 5 silly girls had to leave to get some more oil and missed the party. Jesus doesn't want us to miss the party.



Journey to the cross

Jesus and his friends were sitting in a house when a lady came in with a beautiful jar of perfume. She walked over to Jesus and poured all the perfume over his head. Everyone in the room could smell the beautiful aroma. The disciples were shocked, but Jesus was smiling. Jesus knew that she had shown him great love by giving him something so precious.

Thu



Journey to the cross

It was a special day for Jesus and his friends; it was the day they remembered God saving his people. Everybody sat down for the special meal of roast meat and flat bread. Bread takes a long time to make, but this bread was made in a rush, super quick. Jesus did something new this year: he took this bread and broke it. He told his friends to remember him when they broke the bread.



Journey to the cross

Some of the people who didn't like Jesus found him and arrested him. They took him to important men. They told lies. They paid the crowd to shout nasty things. They arranged for Jesus to die. Jesus died on a wooden cross. Lots of churches have crosses; have you seen one? But death was not the end of Jesus's story. On Sunday morning Jesus would come back, even death could not beat him.

This pack comes from the 'Jesus Without Language' Material

Over 100 Lessons onsite



Colouring pages



Worksheets




Story notes

For church, uniform and school groups



Story cards

Character images



+ more

Step by step crafts

